



Technology Information for Families

Casa Grande Elementary School District

As part of CGESD's effort to make digital learning resources accessible to our students, your child has received this device to take part in learning activities. Here are tips to help you get started with your child's new CGESD-issued device.

➤ **How to create a good study space for learning**

- A well-lit area (natural light is best)
- Comfortable sitting and table top height
- Near a power outlet for charging
- Choose a quiet location that prevents distractions
- Keep learning materials and supplies organized and at hand

➤ **Internet access**











- WiFi is accessible in the parking lots of:
 - Cholla Elementary- Parking lot between Cholla & Cactus
 - CGMS/Saguaro- Auditorium parking lot facing Pinal Ave
- Please refer to the Stay Connected flyer for additional options.
- Hotspot devices may be available from your school site for short-term check out.

➤ **Need Tech Support?**

- Students should let their teacher know if they are having trouble with their device.
- At middle schools, the Site Technology Liaison is available for additional support and troubleshooting. Students should follow their school site's procedures to contact the Site Technology Liaison.
- Need additional support? Resources are available on our district website at www.cgesd.org Select Families, then Technology Support.

➤ **Get familiar with the e-learning tools that may be used with students.**

Individual teachers may choose additional tools that best fit their students' needs. Teachers will provide support to students on using these tools.

 <p>Clever iPads- Log into the app using the printed badge Chromebooks- Log into the device using the printed badge. Clever is a tool we use to provide single sign-on and quick links to frequently used apps. We will use Clever with K-1st grade students to share assignments and access links for virtual class discussions</p>	 <p>Google Classroom Click on the Classroom icon in Clever and it will log the student into the Google Classroom app. Alternatively, go to https://classroom.google.com and log in with your Google username and password.</p>	 <p>Nearpod Nearpod is an interactive teaching tool that allows teachers to present content and students to interact in either live or independent sessions. Teachers will provide join codes to Nearpod lessons through Clever, Google Classroom, or during a live session. iPads- Nearpod app Chromebooks- https://nearpod.com/</p>
 <p>Zoom Teachers may use Zoom to teach live lessons or work with students in small groups. Links will be provided through Clever or Google Classroom. iPads- Zoom App Chromebooks- https://zoom.us/join Type in a join code.</p>	 <p>i-Ready i-Ready is our district's new online assessment platform that helps teachers provide all students a path to proficiency and growth in reading and mathematics. Teachers and students can access i-Ready through the Clever portal. iPads- i-Ready app Chromebooks: Clever</p>	<p>Curriculum Sites All links are in Clever.</p> <p>Elementary  McGraw Hill- Reading  Discovery- Science</p> <p>Middle School  Savvas- Math, Social Studies  Amplify- Science  HMH Ed- Language Arts</p>

Logging In- Student Directions


Clever QR Code

District iPad- Open Clever App
District Chromebook- Turn on Device
Personal Devices-

<https://clever.com/in/cgesd>

Many students had a copy of their QR code sent home with them. If your device has a camera, you can use the QR code to log in.

Click on



PIN _____
(Grades 4-8 only)

Show your QR code to the camera.

Grades 4-8 will then need to enter their PIN number- this was set by the student and may be different than their Clever password.

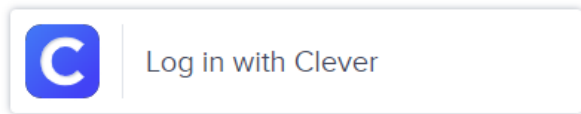
Clever Login

District iPad- Open Clever App
District Chromebook- Turn on Device
Personal Devices-

<https://clever.com/in/cgesd>

If you do not have your QR code or if your device does not have a camera, log in to Clever using your username and password.

Click on



Student logins follow the following format for Clever:

Username: Student ID Number
Password: Birthdate (mmddyyyy) *Students may have changed this password.*

ID _____

Password _____



GSuite for Education

Google Username: [firstinitial+lastname+last4StudentID@cgescd.org](mailto:firstname.lastname@cgescd.org)

Google Password: firstname+last4studentID

- If a student has punctuation in their first or last name (e.g. ' or -), it **will not** be in their username.
- Temporary Password to Google- Students will be prompted to change this on first login to Google.
- If a student has punctuation in their first name (e.g. ' or -), it **will** be in their password as well.
- If a student's first name is less than 4 letters, add ! or !! to the end of the password (passwords must be 8 characters minimum).

Username _____@cgescd.org

Password _____

Important If you do not know your PIN or password, please contact your teacher.

How To Clean Your District Electronics

Please reach out to your teacher if you have any questions or concerns about cleaning your district electronics.



Do

- Make sure the Electronic is unplugged and turned off
- Use Lysol wipes or an equivalent
 - The equivalent should have the active ingredients: Alkyl C14 (50%), C12 (40%), C16 (10%) Dimethyl Benzyl Ammonium Chloride (0.26%). Other Ingredients: (99.74%).
- Spray cloth with permitted cleaning substance
- Use a slightly damp cloth
- Use a 50/50 Isopropyl Rubbing Alcohol & Water mix
- Air dry device before reusing
- Clean Regularly



Do Not

- Do **NOT** use Bleach
- Do **NOT** use Ammonia
- Do **NOT** spray cleaner directly onto electronic device
- Do **NOT** submerge in water
- Do **NOT** use a dripping wet cloth: you should **NOT** be able to squeeze out any liquids
- Do **NOT** vacuum your computer
- Do **NOT** eat or drink next to your electronics
- Do **NOT** remove the keys or any other removable parts
- Do **NOT** use 100% Isopropyl Rubbing Alcohol
- Do **NOT** wipe excessively
- Do **NOT** get moisture into the openings